

TITAN 1080p Pro Series II

TITAN 1080p-330 L • TITAN 1080p-330 P • TITAN 1080p-700 • TITAN 1080p *Ultra Contrast*



PERFORMANCE SPECIFICATIONS

Brightness (±10%)

1080p-330 L & P: 6,000 ANSI Lumens
1080p-700: 10,000 ANSI Lumens
Ultra Contrast: 5,000 ANSI Lumens

Contrast Ratio (±10%)

1080p-330 L & P/ 700: 2000:1
1080p *Ultra Contrast*: 5000:1

Mechanical Orientation

- "P" models support portrait and 360° of roll
- "L" models support 360° of pitch (lens up/down)

Display Type

3 x .95" Darkchip 1080p DMD™ with Fast Transit Pixels for smooth greyscale and improved contrast

DMD Specification

1920 x 1080 pixels native, 12° tilt angle

Fill Factor

87%

Sealed Optics at DMD™ Interface

Protects DMD's™ from optical contamination

Source Compatibility

- Composite, s-video, and color difference video standards
- RGB graphics standards up to 1920 x 1080
- DVI standards with HDCP compliance
- High definition RGB and color difference standards
- High definition / standard definition serial digital formats (SD/HD-SDI) (from 4/08)

Video Processing

- Enhanced 7 point color correction
- Xenon Color Mode - User selectable yellow notch filter and xenon-color mode processing, enable the projector to closely replicate xenon lamp spectral performance.
- Class leading Video de-interlacing/processing of SD and HD sources using auto 3:2 and 2:2 extraction, ruggedized for editing discontinuities
- Pixel-based motion adaptive interpolation
- User selectable preset, parametric de-gamma and user downloadable de-gamma
- Frame Delay: as low as 1 frame, source dependant
- Auto mode selection - plug and play setup

Network Connection

LAN via RJ 45, Wireless 802.11b, full protocol feature set

Lamp Type

1080p-330 L & P:
Single High Intensity Discharge module (1 x 330W lamps)
1080p-700: Dual HID modules (2 x 350W) (& *Ultra Contrast*)

Lamp Life (typical)

1080p-330 L & P: 2000 hours dual lamp mode / 4000 hours single lamp mode
1080p-700: 2000 hours / 4000 hours (& *Ultra Contrast*)

Lens Mount

Zoom: Motorized horizontal and vertical lens shift, zoom and focus,
Fixed: Manual Focus.

Lens Shift (maximum)

Fixed 1.12 and Zoom Lenses:
Vert: +0.7, -0.5 frame
Hor: ±0.1875 frame
0.67 Fixed lens:
Vert: ±0.1 frame; Hor: ±0.1 frame

Lens Options

- 0.67 :1 fixed
- 1.12 :1 fixed (1.2-2.0m throw)
- 1.12 :1 fixed (3-15m throw)
- 1.39-1.87 :1 zoom
- 1.87-2.56 :1 zoom
- 2.56-4.16 :1 zoom
- 4.16-6.96 :1 zoom
- 1.12:1 Lenses include manual aperture
- High-contrast lenses available for 0.67:1 and all zoom lenses

Mechanical Mounting

- Front or rear table; Front or rear ceiling (ceiling mount optional)
- Rugged, staging tolerant chassis with integrated handles
- Optional rigging /stacking frame with integrated pitch, roll and yaw adjustments

Weight (chassis only)

1080p-500:59.5 lbs (27 kg)
1080p-700/UC: 68 lbs (31 kg)

Overview

Digital Projection International (DPI), Texas Instruments' first DLP™ partner and the original innovator of the 3-chip DLP™ projector, proudly introduces the newest of our compact 1080p Pro Series II Displays, the TITAN Pro 1080p-330 L, 1080p-330 P, 700 and *Ultra Contrast*.

Weighing in at just 68 lbs., the single-lamp TITAN 1080p-330 L & P and dual lamp 1080p-700 and *Ultra Contrast* displays employ the latest in Texas Instruments' 1080p dark chip, 3-chip DLP™ technology to deliver up to 10,000 lumens and up to 5000:1 contrast. Compact, robustly built and ultra-quiet for their performance class, TITANs are unmatched solutions for staging, command and control, visualization, business, and educational venues. For staging, the TITAN can be ordered with DP's RapidRig™ flying and stacking frame, which provides integrated pitch, roll and yaw adjustments, simplifying installation and alignment accuracy.

Other key benefits of the TITAN 1080p line include:

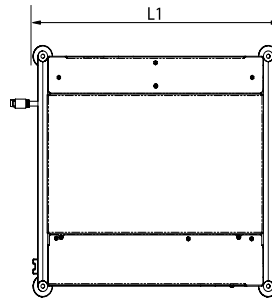
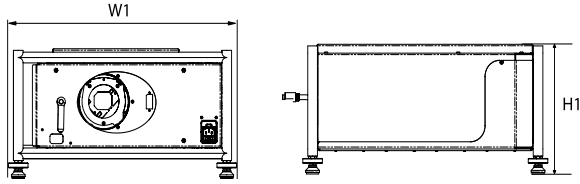
- DP's *NextGen* electronics, featuring class leading de-interlacing with SD and HD sources processed using auto 3:2 and 2:2 extraction
- Minimal video delay from input to screen - as low as 1 frame, depending on source
- Sealed optics to protect DMD's and other focal plane components from airborne contaminants
- Seven user-selectable inputs, including HDCP compliant DVI plus SD/HD-SDI
- ColorMax calibration capabilities including enhanced seven-point color correction for broader color space and accurate color alignment
- User selectable Xenon-color mode processing, which enables the projector to closely replicate the spectral performance of a Xenon lamp
- Single (1080p-330 L & P) or Dual (1080p-700/*Ultra Contrast*) high intensity discharge lamps, which can be run individually or simultaneously, with a typical life of up to 2000 hours per lamp
- A range of precision optics with extended lens shift, compatible with all TITAN and LIGHTNING sx+ and 1080p models
- DP's CoolTek engineering, which delivers the highest lumen performance with the lowest thermal (BTU) and noise level (dB) output
- Intelligent Lens Mount (ILM) - provides the ability for the user to program up to 10 distinct presets for lens zoom, focus and shift. The ILM presets can be assigned and automatically recalled, by source and input.

The TITAN 1080p-330 L & P and 1080p-700 and *Ultra Contrast* Pro Series II displays are priced and sized for every venue and everyday use - bringing the precision of Digital Projection to your venue.

INPUT CAPABILITIES

Type	Connector	Quantity
Composite	BNC	1
S-Video	4-pin mini DIN	1
Component Interlaced/Std def Y, Cr/Pr, Cb/Pb, S	BNCx4	1
Graphics Progressive RGB/Progressive Interlaced Hi def Y, Cr/Pr, Cb/PB	BNCx5	1
RGBHV (Progressive)	D sub (15-pin)	1
Digital RGB	DVI	1
Serial Digital SD/HD-SDI (SMPTE 259M/292M)	BNC	1

TITAN Pro Series II



TITAN 1080p-500 side panel



shown with optional rigging frame





Projector Dimensions

330 L & P, 700 Series & Ultra Contrast

Projector dimensions (in)
L1 25.4 W1 21.4 H1 10

Projector dimensions (mm)
L1 645.4 W1 543.5 H1 253.5

ADVANCED TECHNICAL SPECIFICATIONS

PARAMETERS	   	
Native Color Temperature	6500°K ±1000°K; white balance-adjustment: 3000°K to 10000°K User selectable Xenon-like colorimetry using dynamic optical and electronic enhancement.	
HDTV Formats Supported	1080i (50Hz, 60Hz), 1080p (24Hz, 25Hz, 30Hz, 50Hz, 60Hz), 1080 24sf, 720p (50, 60Hz), 480i, 480p	
Scan Rates Supported	Horizontal: 15kHz to 100kHz / Vertical: 24Hz to 85Hz	
Remote Control	Addressable IR remote control, wireless and wired with loop-through / On board invertable keypad	
Automation Control	LAN connection via RJ45 / RS232 9-pin D type	
Operating/Storage Temperature	Operating: 0 to 40°C / Storage: -10 to 50°C	
Operating Humidity	20 to 80% non-condensing	
Thermal Dissipation	2,600 BTU/hr	2,900 BTU/hr
Fan Noise	Less than 42dBA	Less than 45dBA
Power Requirements	100-240 VAC ±10%, 50/60Hz single phase	
Power Consumption	750 watts maximum	950 watts maximum

Projectors

TITAN 1080p-330 L
TITAN 1080p-330 P
TITAN 1080p-700
TITAN 1080p Ultra Contrast

Part

111-238
111-236
108-722
108-781

Accessories

Single 330 Watt Lamp & Housing
300 Watt Lamp & Housing* (2 required)
350 Watt Lamp & Housing* (2 required)
RapidRig™ Frame
TITAN 330/ 700/UC Series Adjustable Ceiling Mount
Infrared Remote (Replacement)

Part

109-316
107-694
108-772
107-956
108-499
105-023

* Includes high-performance replacement air filter(s)

Lenses

0.67:1
1.12:1
1.12:1 (short)
1.16 - 1.49:1
1.39 - 1.87:1
1.87 - 2.56:1
2.56 - 4.16:1
4.16 - 6.96:1
6.92 - 10.36:1

HB Part

105-607
105-608
105-609
109-236
105-610
105-611
105-612
105-613
109-235

¹ Based on 4-6 hour/day operational profile. Venue and application conditions may impact actual lamp life. See Digital Projection's Product Warranty Statement for details on lamp warranty. Installations requiring horizontal or vertical tilt orientations greater than 15 degrees may reduce the actual operational hours of one of the two lamps.

